




THE ALL-NEW RX

RX 450h+ PLUG-IN HYBRID
RX 500h PERFORMANCE HYBRID





At Lexus, we have a lot to be proud of. A leader in luxury car electrification for nearly 20 years. Over 2 million Lexus Self-Charging Hybrids on the road across the globe. Cars that stand out for their sophistication, proven quality and award-winning reliability.

These are impressive facts, but for Lexus, performance is more than just numbers. And electrification is more than just batteries and motors.

It's the chance to define a new kind of driving pleasure, where each journey radiates confidence, control and comfort. With your Lexus responding instantly to your every move, you'll enjoy a luxury that is personal, a luxury rooted in the uniquely crafted connection between car and driver.

Just drive the new RX 450h+ Plug-in Hybrid or RX 500h Performance.

This is Lexus Electrified.



01.FEEL STRIKING

Pages 04-05

02.FEEL EXHILARATED

Pages 06-09

03.FEEL LUXURIOUS

Pages 10-11

04.FEEL REASSURED

Pages 12-13

05.FEEL CONNECTED

Pages 14-15

06.FEEL PIONEERING

Pages 16-21

07. MODELS

Pages 22-25

08.FEATURES

Pages 26-29

09. TECHNOLOGY

Pages 30-39

**10.F SPORT Design &
F SPORT Performance**

Pages 40-45

11. ACCESSORIES

Pages 46-49

12.COLOURS

Pages 50-51

13. TECHNICAL DATA

Pages 52-53

14.FEEL VALUED

Pages 54-55

FEEL STRIKING

"It's clearly an RX, but a completely new one. It's oozing with dynamic design and beauty inherited from past RX generations."

KENICH HIRAI,
RX EXTERIOR DESIGNER

CREATED TO STAY AHEAD

FROM FIRST GLANCE THE STUNNING ALL-NEW LEXUS RX
MAKES ITS MARK.

The story of the all-new Lexus RX excites from the start, with an iconic luxury SUV created to turn heads and stay ahead. Our designers have built a car that exudes determination from every angle, impressively stable and spacious, yet with dynamic pretensions that are evident even at a standstill. You can feel there is a thrilling driving experience in store.

NEW SPINDLE BODY DESIGN, COUPÉ-LIKE ROOFLINE

Its new 'spindle body' design, stretched bonnet and large 21" wheels lend the 5th generation RX immense confidence. This is juxtaposed by the new signature grille that blends into the front face of the car and the sleeker triple LED headlights that underline the bold overall look. For a coupé-like roofline, the signature black rear pillar (that creates what we call a 'floating roof') is now more three-dimensional in appearance, while extra dynamism comes from the RX's longer wheelbase and sculpted character lines.

To the rear, the single-line LED Lexus signature light combines with the wider track to embolden the car's stance and road presence. The introduction of the new "LEXUS" badge on the tailgate creates a clean and contemporary look. Fittingly, the RX's colour designers drew on new and exciting hues to capitalise on its stylish appearance, among them a striking Sonic Copper.

F SPORT TO SET PULSES RACING

Taking the RX's sporty credentials to the next level, the RX 500h F SPORT Performance Hybrid features enhancements in the execution of the front grille, skirts and the aerodynamic front and rear bumpers. Underlining the F SPORT look, 10-spoke matt black 21" wheels come with matching front brake callipers.



FEEL EXHILARATED

"For the all-new RX range we were determined to keep the Lexus DNA of supreme quality, ride comfort and refinement and elevate the driving experience to the next level, delivering a unique Lexus driving signature."

KOJI SATO,
PRESIDENT OF LEXUS INTERNATIONAL

DRIVES LIKE NO OTHER

BEHIND THE WHEEL, THE RX PROVES ITS APPEAL
IS MORE THAN SKIN DEEP.

Visually striking, with comfort levels that are class-leading, the all-new RX also harbours a hidden beauty. Powering this car is a completely new suite of flexible electrified powertrains that you will find in no other luxury SUV. Each with its own distinctive blend of power and efficiency to suit the driver's taste and lifestyle. And each delivering a drive experience that is unmistakably Lexus.

TWO WAYS TO POWER

Setting a new benchmark for electrification, the RX 450h+ Plug-in Hybrid not only boasts more than 65 km* of all-electric driving in EV mode but offers all the benefits of a Lexus Self-Charging Hybrid when the EV battery is depleted.

For maximum electrified excitement, the game-changing RX 500h Performance Hybrid heralds the first-ever Lexus turbo-charged hybrid. With a completely new hybrid system consisting of a 2.4-litre turbo engine and 6-speed automatic transmission, it delivers 371 DIN hp and 550 Nm of torque for exceptional acceleration and superb dynamics thanks to the DIRECT4 drive force control system. The fruits of rigorous RX development at our new Shimoyama proving ground are evident behind the wheel of this milestone Lexus.

PEERLESS LEXUS DRIVING SIGNATURE

And there's more. Coupled with a new lighter yet more rigid platform, lower centre of gravity and new multi-link rear suspension, these electrified drivetrains are producing more than just consummate power and extraordinary efficiency. They're creating a totally natural dialogue between car and driver, an immersion in comfort and refinement yet equally an exceptionally engaging and rewarding driving experience. It's the best ever execution of our Lexus Driving Signature. To savour it at its most pronounced, drive the exhilarating RX 500h F SPORT Performance Hybrid with DIRECT4.

* WLTP figures. For more information regarding the new WLTP test method, please visit: www.lexus.eu/wltp#nedc







ENJOY A UNIQUE STYLE OF LUXURY

THE INTERIOR OF THE ALL-NEW RX BLENDS TRADITION WITH
FUTURE, CREATING A UNIQUE STYLE OF LUXURY.

'Omotenashi' is a word you hear a lot at Lexus. This ancient Japanese philosophy of hospitality centres around anticipating a guest's needs even before they arise. Slide inside the RX's luxury cabin and you can tell the famed Lexus Takumi craftspeople have been at work, bestowing a deep sense of Omotenashi on driver and passengers in equal measure.

DRIVER-FOCUSED COCKPIT

First there's the driver-centred 'Tazuna' cockpit, with interfaces such as the large Head-Up Display and intuitive instrument layout to ensure relaxed concentration on the road ahead. Then, there's the varied ambient lighting from a palette of no fewer than 64 colours, imbuing the cabin with an ambience tailored to your mood.

Beautifully purposeful and intuitive, the RX interior contributes to a feeling of spaciousness, with more legroom and cleaner design throughout. Even the e-Latch door handles allow smoother operation and a stylish look. For the first time you can choose a leather-free interior with seats, steering wheel and gearshift knob all covered in high quality Tahara trim. The finest materials in the hands of experienced artisans have created an environment of contemporary luxury. You can also enjoy sumptuous semi-aniline leather seats and wood inserts on Luxury grade and smooth leather on Executive and F SPORT Performance Hybrid grade. This is a Lexus kind of luxury.

FIRST CLASS TRAVEL

For the passenger, the emphasis is on well-being and stylish luxury, a hallmark of the RX for many years and now raised to new levels. Alongside top-class accessibility and excellent support, the Takumi-crafted seating offers comforts like heating and ventilation. Passengers can also enjoy the soothing excellence of the 21-speaker Mark Levinson® Premium Surround Sound audio, a system carefully optimised for the RX's interior architecture.

F SPORT CRAFTSMANSHIP

The cabin of the alluring RX 500h F SPORT befits the car's sporting aspirations, with Black or Dark Rose leather seats, smart F Aluminium inlays and motorsport-style suede seat bolster inserts for extra grip.



PARAGON OF SAFETY

PROTECTING YOU, YOUR PASSENGERS AND FELLOW ROAD USERS IS
THE GOAL OF OUR PIONEERING LEXUS SAFETY SYSTEM +.

All Lexus models tested have been awarded a 5-Star EURO NCAP safety rating. Nothing matters more at Lexus than your safety. And it shows in the all-new RX. Harnessing the latest in artificial intelligence and smart technology, our engineers have created an SUV that reassures at every turn. It's like having a trusted companion by your side, dedicated to the protection of you and your passengers.

NEXT LEVEL SAFETY

The enhanced 3rd generation Lexus Safety System + gives you constant support, monitoring the road ahead, alerting you of impending danger and, where required, intervening in milliseconds to avoid a collision. The system can help you avoid more accidents than previously, whilst the new Proactive Driving Assist supports you in driving more safely and even intervenes with pedestrians and obstacles.

Also new is Driver Monitor, which will emit an alert, or may even decelerate and stop, if it detects you are drowsy or distracted at the wheel. Meanwhile, the award-winning Safe Exit Assist automatically prevents doors from opening if traffic like cars or bicycles is approaching too close from behind, while Bladescan® AHS headlight technology allows the driver to identify pedestrians at a greater distance at night-time.

VIEW TO THE CITY

Driver support features abound in the new RX. For easier driving in confined spaces, the Digital Panoramic View Monitor creates a virtual 3D image of the RX, displaying the scene from above, with on-screen guides to assist close-quarter manoeuvring. Side Clearance View helps you judge distances when passing another vehicle on a narrow road. The Digital Rear View Mirror displays images from a camera at the rear of the car, ensuring clear sight even with tall rear seat passengers, bulky objects in the luggage compartment, or in poor weather conditions.

The RX also sports a break-through new feature in Advanced Park, which will park your car for you, with automated control of steering and braking.



WELCOME TO LEXUS LINK

A WORLD OF MULTIMEDIA AND BREAK-THROUGH CONNECTIVITY ENRICHES YOUR LIFE WITH THE RX IN A MYRIAD OF WAYS.

With the new RX, luxury goes beyond the tactile pleasures of sumptuous seats. Luxury is equally the peace of mind that comes from knowing you will reach your destination on time, in the most enjoyable, stress-free manner. And it is the seamless interaction of audio, navigation and online services for driver and passengers, enhancing each journey you make.

Welcome to Lexus Link Multimedia, a new world of connectivity created to complement our unique 'Omotenashi' service philosophy. With an extra-large 14" touchscreen, advanced voice recognition and smartphone integration, Lexus Link Multimedia offers an exceptionally fast and easy-to-use in-car experience. Meanwhile, the Lexus Link app on your smartphone helps you track journeys, schedule a service or even improve your hybrid driving style. It can also include the new Smart Digital Key for even more convenience and flexibility.

RAISING THE STANDARD FOR CONNECTIVITY

The clever Lexus Link app boasts an array of connected services as standard. Driving Analytics tracks your journeys and highlights business trips. Find my Car guides you back to your car. You even receive notifications if you leave a window open or forget to switch off the headlights. And from the comfort of your home, you can remotely defrost the RX's windscreen, pre-set the air conditioning temperature, activate hazard warning lights or even lock and unlock your car. What's more, with the Premium Connectivity pack, you enjoy cloud-based navigation with Voice Assistant, Road Events & Real Time Traffic information and parking availability.

MAXIMISING YOUR PLUG-IN HYBRID EXPERIENCE

For maximum EV performance, you can monitor the charge level and range of the RX 450h+ Plug-in Hybrid remotely, on your mobile. Lexus Link Multimedia can locate charging stations across Europe on the in-car touchscreen, while the Lexus Link app allows you to check availability, charging speed and price. Easy to use, you'll even receive a monthly overview of charging sessions.

NEW 14" TOUCHSCREEN

Lexus Link Pro on the new RX has been designed for maximum user engagement and exceptional speed and ease of use. At its heart is the 14" High Definition touchscreen. One of the largest available, it is perfectly positioned for easy interaction while you drive. As well as accessing information like navigation, audio and climate control, you can also display your smartphone* apps via Android Auto® or wireless Apple CarPlay®.

LEXUS VOICE ASSISTANT

Artificial Intelligence and the cloud work together in the clever Lexus Voice Assistant, which spares you grappling with buttons while you're concentrating on the road ahead. The newly developed system understands natural language and the context of statements such as "I'm hungry" or "I'm cold" and can even recognise which passenger is speaking. Without taking your hands off the wheel, Lexus Voice Assistant allows you to interact in more than 100 different ways across phone, navigation, audio, vehicle controls such as AC or seats, and cloud.

* Compatible smartphones only





FEEL PIONEERING

POWERING THE DREAM

In the 1990s, thirsty petrol or diesel engines were the unchallenged norm for luxury cars. As the millennium turned, the world was waking up to global warming and the need to reduce emissions through electrification. A new drivetrain solution was required. And the first luxury carmaker to step up to the mark was Lexus.

With all key hybrid components developed and manufactured in-house, our electrified hybrids have proved themselves to be uniquely refined, exhilarating to drive and exceptionally strong.

Two decades on, our dream at Lexus of low-emission luxury travel has long become a roadmap. And with each electrified car we launch, the final destination edges ever closer.



FEEL PROGRESSIVE

A PIONEER AND LEADER IN LUXURY CAR ELECTRIFICATION

Since the launch of our first luxury sedan over 30 years ago, Lexus has become a synonym for exceptional design, quality and refinement. Perhaps most importantly, we're also a pioneer and leader in luxury car electrification. A company that never stops innovating and working to anticipate drivers' needs. It's this unique approach that resulted in the world's first luxury hybrid in 2005 - the RX 400h SUV.

SELF-CHARGING HYBRID, PLUG-IN HYBRID OR ALL-ELECTRIC

Today, Lexus offers Self-Charging Hybrid, Plug-in Hybrid and All-Electric models, with the majority of premium hybrids on the road sporting the Lexus badge. No other luxury carmaker can rival our experience in developing, building, servicing and recycling hybrids. Our Self-Charging Hybrids do not require plugging in and are capable of driving in Electric Vehicle (EV) mode using no petrol.

Spearheading our new 'Lexus Electrified' vision, we introduced the first all-electric Lexus, the UX 300e. Marking the next chapter of electrification, the first Lexus Plug-in Hybrid, the NX 450h+, has extended our electrified line-up even further, along with the RZ 450e, built on a dedicated electric vehicle platform.

THE FUTURE IS 'LEXUS ELECTRIFIED'

Despite the tremendous success of the Lexus Self-Charging Hybrid range, resting on our laurels is not an option. Which is why we launched the 'Lexus Electrified' vision and the LF-30 'electrified' concept. Created to transform driving enjoyment to the next level, 'Lexus Electrified' is an integrated approach to electric powertrains, advanced posture control and other electrification technologies. Demonstrating our vision, the LF-30 'electrified' concept's bold exterior and driver-centric cockpit embody everything that 'Lexus Electrified' stands for. Benefitting from over two decades of electrification experience, with its four in-wheel electric motors, steering-by-wire and Lexus Advanced Posture Control, it delivers a driving experience like no other.

Discover more: www.lexus.eu/electrified

FEEL MORE RESPONSIBLE

FEEL THE POWER OF THE WORLD'S MOST ADVANCED HYBRID TECHNOLOGY

WHAT IS A LEXUS SELF-CHARGING HYBRID?

Combining the power of an ultra-smooth petrol engine with one or more advanced electric motors, Lexus Self-Charging Hybrids have always set the benchmark for electrification of luxury cars. For your convenience, Lexus hybrids charge themselves while you drive, slow down or brake, meaning you never have to plug them in or worry about battery range.

WHAT IS A LEXUS PERFORMANCE HYBRID?

The game-changing new RX 500h Performance Hybrid is the first-ever Lexus turbo-charged hybrid and was developed for customers thirsty for high-end electrified performance. Power is delivered by a new hybrid architecture consisting of a 2.4-litre petrol turbo engine and 6-speed automatic transmission. This advanced new Self-Charging Hybrid powertrain delivers exhilarating power and superb dynamic handling thanks to DIRECT4 all-wheel-drive, an exclusive new Lexus drive force technology.

WHAT IS A LEXUS PLUG-IN HYBRID?

In the all-new RX 450h+, our breakthrough Lexus Plug-in technology allows you to enjoy more than 65 km* (combined cycle, up to 90 km* in the city) emissions-free driving in Electric Vehicle mode with amazing refinement and powerful acceleration from a single charge, carried out at home or on the go. But that is only half the story. Once the lithium-ion battery drops below a certain charge level, the car's Lexus Self-Charging Hybrid powertrain then comes into its own, providing an unbeatably efficient drive in hybrid mode, with low fuel consumption and emissions, irrespective of how long your journey is. This compelling combination of powerful Self-Charging Hybrid performance with excellent electric range is the result of more than 15 years of Lexus leadership in electrification.





WHY IS ELECTRIFICATION IMPORTANT?

In order to curb greenhouse gases, we believe that effective vehicle electrification is essential. Since the launch of the RX 400h in 2005, the world's first electrified luxury car, Lexus has taken the initiative in developing and promoting the widespread use of advanced self-charging hybrids. As well as reducing the emissions of our cars, by 2050 we plan to achieve ever lower CO₂ emissions from all Lexus manufacturing plants and minimise their water usage.

WHAT IS IT LIKE TO OWN A LEXUS HYBRID?

Be it the RX 500h or RX 450+, we work hard to ensure your Lexus hybrid is a joy to drive and own. With over 500,000 Lexus hybrids on European roads today, all are built in a dedicated ultra-modern production plant in Japan to the exacting quality standards that consistently net Lexus hybrids reliability awards across the globe. Aside from the striking smoothness and refinement, you'll appreciate substantially lower running costs - not just fuel, but reduced expenditure on brakes, tyres and other components, thanks to the regenerative braking and advanced power control systems.

* WLTP figures. For more information regarding the new WLTP test method, please visit: www.lexus.eu/wltp#nedc
Learn more: www.lexus.fi/sahko/hybridi

LEXUS SELF-CHARGING HYBRID

As you enjoy your drive, it is the ingenious interplay between petrol engine and electric motors which gives a Lexus Self-Charging Hybrid its unique blend of efficiency and refinement.

NEAR SILENT AT CRUISING SPEEDS

Lexus Self-Charging Hybrids are quiet and relaxing to drive. At higher speeds, amazing 2.4-litre petrol turbo in the RX 500h cuts in seamlessly, receiving assistance from the electric motor(s) when required. With the engine running at optimal speed, surplus power can be used to charge the battery. Alongside low emissions and fuel consumption, this near-perfect distribution of petrol and electric power provides the extraordinary driving enjoyment which characterises the new RX.



ALL-ELECTRIC AT LOWER SPEEDS

When you start off and at lower speeds, the powerful electric motor(s) propel the RX 500h with electric power supplied by the battery. At this point you are enjoying near-silent 100% electric driving.



REGENERATIVE BRAKING, NO PLUGGING IN

When decelerating or coasting, or when you come to rest, the petrol engine often turns off. On braking, or when you take your foot off the accelerator, regenerative braking harnesses your car's kinetic energy. Wasted in conventional cars, the RX hybrid converts this into electrical energy for storage in the battery, together with power generated whilst driving at higher speeds.

RAPID LINEAR ACCELERATION

Lexus Self-Charging Hybrids are fun to drive. When you accelerate hard, the power of the electric motor(s) instantaneously supplements the RX's powerful petrol engine. Together they deliver a potent surge of torque, providing rapid linear acceleration precisely when you need it.

LEXUS PLUG-IN HYBRID

Our new Lexus Plug-in Hybrid drivetrain combines the advantages of 4th generation Lexus Self-Charging Hybrid and Lexus Electric Vehicle (EV) technology. The 'plus' in the RX 450h+ name pays tribute to the car's extra-powerful lithium-ion battery and superior range in EV mode.

OVER 65 KM* RANGE IN EV MODE

The RX 450h+'s four-mode selector ensures your journey is always smooth and fun. The EV default setting maximises battery use, allowing you to travel over 65 km* (combined cycle, up to 90 km* in the city). Powered by an advanced 18.1 kWh lithium-ion battery, you can enjoy near-silent, all-electric driving up to 135 km/h.

ACCELERATION ON DEMAND

In Auto EV/Hybrid mode, and depending on how hard you depress the accelerator, the powerful petrol engine will spring to life and deliver rapid linear acceleration just when you need it, letting you reach 100 km/h in 6.5 seconds.



CHARGES ON THE GO

If you urgently need to charge your battery, for instance to enter a zero-emissions zone, you can use Battery Charging mode to top it up.

EXPERIENCE FROM 2 MILLION HYBRIDS

Benefiting from our 4th generation Lexus Self-Charging Hybrid technology, the system will switch to ultra-efficient Hybrid mode if the battery's charge level drops while in EV or Auto EV/Hybrid mode, thus ensuring you enjoy full vehicle power again.

PLUG IN AT HOME OR AWAY

For maximum EV range and performance, you can top up the battery at your own Lexus home charging station or at a public charging point. The Lexus Link Multimedia shows you the location, availability and even cost per km at stations across Europe.



* WLTP figures. For more information regarding the new WLTP test method, please visit: www.lexus.eu/wltp#nedc

RX 450h+

PLUG-IN HYBRID

Exceptionally quiet and boasting overall CO₂ emissions as low as 24-26 g/km*, the RX 450h+ Lexus Plug-in Hybrid raises the bar for a 'no compromise' electrified vehicle. With 309 DIN hp of power, it offers thrilling acceleration of 0-100 km/h in 6.5 seconds, thanks to a large-capacity plug-in hybrid system that combines a 2.5-litre petrol engine with a motor/generator and 18.1 kWh lithium-ion battery. Alongside a class-leading electric range of more than 65 km* (combined cycle, up to 90 km* in the city), the RX 450h+ can reach up to 135 km/h in EV mode.




RX 500h

PERFORMANCE HYBRID

Engineered for high-end electrified performance, the scintillating new RX 500h Performance Hybrid is our first turbo-charged hybrid. With power delivered by a completely new hybrid architecture consisting of a 2.4-litre turbo engine and 6-speed automatic transmission, it delivers 371 DIN hp or 273 kW for an exhilarating 0-100 km/h in 6.2 seconds. Enabling more feel between road and steering wheel, its DIRECT4 drive force control system ensures amazing handling stability even at high speed.

* WLTP figures. For more information regarding the new WLTP test method, please visit: www.lexus.eu/wltp#nedc





RX 500h | SELF-CHARGING HYBRID

2.4-LITRE TURBO PETROL ENGINE (RX 500h)

Powered by a new hybrid system consisting of a 2.4-litre turbo engine and 6-speed automatic transmission, the RX 500h delivers 371 DIN hp for exhilarating acceleration and superb dynamic handling thanks to DIRECT4. The front electric motor is positioned between the combustion engine and the transmission, with a clutch on both sides, enabling great flexibility in power delivery.

NICKEL METAL-HYDRIDE BATTERIES

Newly developed/sized for the RX 500h and installed under the rear seats, 4th generation nickel metal hydride batteries contribute to both the spacious interior and the excellent performance. While compact, these batteries boast improved charging performance. The cooling system has also been optimised.

POWER CONTROL UNIT (PCU)


Mounted directly above the transaxle, this compact new PCU enables a low-bonnet design which improves aerodynamics and reduces fuel consumption. Whilst compact dimensions and weight result from circuit board downsizing, the new unit features reduced power losses and enhanced cooling efficiency.

E-AXLE (RX 500h)

The RX 500h is equipped with an 76 kW rear e-Axle: a compact, modular package consisting of a motor, gearing and control unit located between the rear wheels. Its compact dimensions help secure more space in the cabin and boot.

DIRECT4 (RX 500h)

Power delivery on the RX 500h is controlled by DIRECT4, an exclusive new Lexus drive force technology. This advanced system constantly balances the power and torque between the front and rear axles in any driving situation, more precisely than any mechanical system could ever do. Enabling more feel between the road and steering wheel, DIRECT4 ensures improved handling stability and excellent driving dynamics at high speed.



RX 450h+ | PLUG-IN HYBRID

2.5-LITRE PETROL ENGINE

The RX 450h+'s all-new 2.5-litre petrol engine also achieves a world-class thermal efficiency. And because this is a plug-in hybrid, overall CO₂ emissions are reduced to an incredibly low 24-26 g/km* (depending on model).

PRECISION-ENGINEERED TRANSAXLE

The RX 450h+'s hybrid transaxle provides a highly competitive blend of low fuel consumption and exciting driving. Comprising a super-smooth geartrain and 182 DIN hp motor/generator, it not only powers the front wheels, but produces electricity during braking, driving or coasting.

E-FOUR (RX 450h+)

The E-FOUR electric all-wheel drive system available on the new RX 450h+ has been upgraded so that the 40 kW rear electric motor is always operational, providing more torque and greater traction.

POWER CONTROL UNIT (PCU)

The new PCU is tailored to the high-capacity lithium-ion battery. With the DC/DC converter under the rear seat, a boost converter has been added, realising higher output yet compact size. Mounted directly above the transaxle to reduce bonnet height, an 8-layer structure houses the circuitry required for plug-in hybrid control.

LITHIUM-ION BATTERY

To allow for a spacious cabin, 612 litres of luggage space and a low centre of gravity, the powerful 18.1 kW lithium-ion battery is installed under the cabin floor. This new battery pack uses 96 high-capacity lithium-ion battery cells, achieving a range of above 65 km* in EV mode.

BATTERY COOLING / HEATING SYSTEM

Lexus engineers developed a sophisticated battery cooling system for the RX 450h+. Safer, more compact and lighter than water-cooled systems, refrigerant cools the battery, thus improving performance, efficiency and battery life. And because output decreases in cold weather, electric heaters are fitted under the battery stacks.

AC CHARGER PORT

In addition to an AC charging inlet on the right rear-quarter, the new RX 450h+ is fitted with an onboard charger with 6.6 kW maximum output.

* WLTP figures. For more information regarding the new WLTP test method, please visit: www.lexus.eu/wltp#nedc

01. COMFORT 19" ALLOY WHEELS

Standard on Comfort grade cars and sporting a dark-grey metallic finish with machined details, this distinctive new 5-wide-spoke design underlines the dynamic flair of the new RX.

02. EXECUTIVE 21" ALLOY WHEELS

Designed for Executive grade models, the premium dark-grey metallic finish perfectly complements this bold 20-spoke 21" machined wheel.

03. LUXURY 21" ALLOY WHEELS

Crafted for Luxury grades, this 20-spoke 21" wheel with a striking metallic finish and machined details, endows the new RX with a look of unmistakable distinction.

04. NEW SPINDLE BODY / SIGNATURE GRILLE

Moving towards electrification, our designers undertook the challenge of incorporating the new 'spindle body' design identity into the new RX. This resulted in improved grille integration that expresses a sense of electrified power and a low centre of gravity. More compact and sleeker headlights, air intakes and a wider track (15 mm) further consolidate the stable, confident look.

05. SINGLE LED / FULL DRL

These exquisitely crafted lights combine an L-shaped DRL (Daytime Running Light) with a single Bi-Beam LED unit with Automatic High Beam (AHB), creating a sharp look with a resolute expression in a simple design.

06. TRIPLE LED BEAMS / FULL DRL

Sleeker, sharper and more horizontal, these stunning 3-projector LED headlights with BladeScan® Adaptive High-beam System (AHS), convey a highly distinctive impression in a simple design. The light is highlighted by the Lexus Signature L-shaped DRL.

07. LEXUS SIGNATURE REAR BLADE LIGHT

To the rear, a stylish new Lexus signature blade light, with a distinctive L-shaped lighting design, spans the entire width of the new RX. This single-line Lexus signature taillight underlines the car's iconic shape, while the wider track (65 mm) emboldens the stance and road presence.

08. NEW LEXUS REAR LOGO

Creating a modern and easily recognisable new look, the redesigned LEXUS logo is located at the centre of the vehicle and the model logo on the lower right.

09. "FLOATING ROOF" DESIGN, REAR PILLAR

Lending the car a coupé-like profile, the black rear pillar is now more 3D in appearance.

10. SUNROOF

An electric, tilt and slide glass sunroof adds a feeling of freedom, spaciousness and light to the new RX.

11. PANORAMIC ROOF

Available in combination with roof rails, the impressive glass roof can now be opened to allow more air into the interior. Providing both extra headroom and sunshine in the cabin, it is fitted with an electric sliding blind to counter intense sunlight.

12. E-LATCH

Inspired by the grace of Japanese Shoji doors, and available on the RX, E-Latch is a switch-activated and powered door release system that allows you to open your door in one smooth movement.

13. POWER TAILGATE (HANDS-FREE)

An exceptionally fast and responsive remote-controlled tailgate ensures convenience, especially when your arms are full of shopping. With the key in your pocket or bag, simply place your foot under the rear bumper to open or close the tailgate.



01. TAZUNA COCKPIT

To make the cockpit even more driver-centred, Lexus developed the Tazuna design concept. Taking its name from the Japanese word for 'reins of a horse', Tazuna focuses on direct yet intuitive control. Information sources like the multimedia screen, multi-information display, single-dial meter, centralised gauges and Head-Up Display are grouped so their content can be read with minimal eye and head movement. Likewise, main switches and controls like Drive Mode Select can be easily accessed too.

02. SCULPTED STEERING WHEEL

As the steering wheel and gearshift can significantly affect the driving experience, designers worked together with a Lexus 'Takumi' craftsman to thoroughly refine these points of contact. For the steering wheel, special focus was placed on the shape and cross-section to give an excellent feel and enhanced steering stability. The thumb rests and touch-sensitive switches were also redesigned.

03. TAKUMI-CRAFTED CABIN

A powerful blend of Tazuna cockpit design and luxury SUV spaciousness, with materials like high-quality leathers and Takumi-crafted suede embossed with the Lexus 'L', this is precisely the bespoke look the Lexus interior designers envisaged inside the all-new RX.

04. NEWLY DESIGNED CABIN AND SEATS

The RX designers sought to create a minimalist, yet intuitive and thoughtful interior space using the highest quality materials. The front and rear seats have been redesigned to offer top-class accessibility, support and heating/ventilation. To provide proper ergonomic support around the waist, a concave shape was created in the seat sides.

05. LEATHER-FREE INTERIOR

A significant highlight of the new RX is the availability of a leather-free interior, created in response to growing demand from eco-conscious consumers. On Comfort grade, not only seats, but also the steering wheel and shift-knob, are covered with high-quality Tahara trim. Customers can choose between Black and Ammonite Sand.

06. FLEXIBLE SPACE

The new RX offers both ample luggage space and five luxury seats with excellent legroom. Thanks to the couple distance of 1,010 mm (an increase of 10 mm on the previous model), newly designed seats and more intelligent packaging, the RX feels roomier inside. With the loading height lowered by 30 mm, the boot is easier to use, while the luggage compartment is 50 mm longer, thanks to intelligent tailgate design. This extra length allows bulkier objects to be carried, whilst the 40:20:40 split rear seats can accommodate lengthy items like skis or surfboards.

07. 3-ZONE CLIMATE CONTROL

The S-Flow climate control intelligently adjusts the interior climate according to ambient conditions, ensuring excellent fuel economy and optimal 3-zone comfort for driver, front-seat passenger and rear-seat passengers.

08. LEXUS OMOTENASHI WELCOME

As you open the driver's door, the RX's instruments display the vehicle silhouette and welcome you by name. When you depress the brake pedal, the Power button begins to gently pulsate, the cockpit comes to life with graphics and sounds coordinated across the instruments, and the Head-Up Display and 14" screen direct your attention on the road ahead.

09. AMBIENT MOOD SELECTOR

With the new Lexus Mood Select feature, you can tailor the RX's ambient lighting to your own mood, from a palette of 64 colours. Based on our L-finesse design philosophy, Lexus interior designers have developed 14 colours that express the emotions and feelings felt when witnessing beautiful natural phenomena. The colours aim to provide a spirit of 'Omotenashi' hospitality and include themes such as:

- **Healing:** Serene hues create a 'healing' space in which the energy of the green natural world and the power and dynamism of life coexist
- **Relaxing:** Warm hues create a 'relaxing' space full of vitality, resonating with the momentary transitions of the sunlight and the heartbeat of the earth
- **Arousing:** White tones create an 'arousing' space in which invigorating sunlight through the day smoothly awakens the mind
- **Focusing:** Mystical cool hues create a 'focusing' space for the mind, evoking the passage of time and transient states of the natural world
- **Exhilarating:** Pure fire-like tones create an 'exhilarating' space for the driver, evoking the process of a flame changing temperature



01. LEXUS LINK PRO

Much faster and easier to use, the extra-large 14" touchscreen comes with Lexus Link Pro and embedded hybrid navigation.

02. "HEY LEXUS" VOICE ASSISTANT

This newly developed "Hey Lexus" voice assistant understands natural language and the context of statements such as "I'm hungry" or "I'm cold" and can even recognise which front passenger is speaking. You can also customise your trigger name or ask the Lexus Voice Assistant to perform tasks like opening a window.

03. SMARTPHONE INTEGRATION

With Android Auto® or wireless Apple CarPlay®, the new RX allows you to easily display and access many of your smartphone's apps on the 14" touchscreen display.

04. LEXUS LINK CONNECTED SERVICES

Welcome to the Lexus Link app, a new world of connectivity created to complement our unique 'Omotenashi' service experience. Its smart and bespoke features help you plan a journey, find a parking space, schedule a service or even improve your driving style. Transform your time with the new RX, using services like:

- Driving Analytics: Tracks your journeys, driving style and lets you record business trips
- Hybrid Coach: Helps you drive your RX 450h+ or RX 500h more efficiently
- Find my Car: Locates and guides you back to your Lexus
- Share to Car: Lets you plan a route on another device and send it to your Lexus
- eCare: Lets you manage the service and maintenance of your RX
- Warning Lights: Explains the meaning of each warning light and any action you should take
- Car status: Notifies you if you've left the car windows open or forgotten to switch off the headlights. You can also check if your car is locked
- Battery Guard: Monitors the charge level of your car's 12V battery
- Remote Control: Remotely defrost your windscreen, activate hazard warning lights or lock and unlock your RX, from the comfort of your home

05. LEXUS LINK PREMIUM CONNECTIVITY

As an RX owner, you enjoy all the benefits of the Lexus Link Premium Connectivity pack. It includes features such as:

- Cloud-based navigation & Voice Assistant
- Road Events & Real Time Traffic information
- On- and off-street parking availability
- Remote Climate*: Remote control of air conditioning, steering wheel heating, seat heating and adjustment of the cabin temperature

06. LEXUS LINK CONNECTED SERVICES FOR THE RX 450h+

For a seamless electrified experience, you can monitor the charge level and range of your RX 450h+ remotely, on your mobile. If you subscribe to the Lexus Charging solution, Lexus Link also locates charging stations across Europe, allowing you to check availability, charging speed and price and offers services like:

- Remote control and scheduling of charging
- Access to an extensive European network of public charging facilities
- Charging station availability, charging speed and price per kWh

07. SMART DIGITAL KEY**

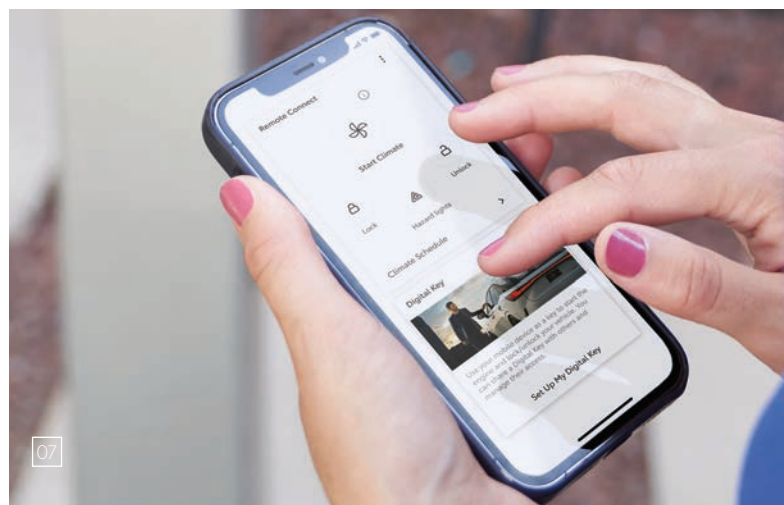



One less thing to misplace, our new Smart Digital Key integrates all Lexus smart key functions into the Lexus Link app on your smartphone. Keep it in your pocket or bag, it lets you smoothly unlock/lock and start your car. Secure and convenient, it can be shared remotely between up to five people.

08. PREDICTIVE EFFICIENT DRIVE

Our new Predictive Efficient Drive technology is now available on the Lexus RX models, promising even greater efficiency on your electrified hybrid and plug-in hybrid journeys. With the help of the Lexus Link app, our RX 450h+ use embedded navigation systems that learn your most common routes and driving style. For instance, Predictive Efficient Drive will identify where you most often decelerate and where regenerative braking can automatically be increased to maximise energy recovery. Additionally, the system analyses upcoming traffic and road conditions, such as up/downhill or urban/motorway sections, and seamlessly adjusts battery charging and discharging for lower fuel consumption and emissions. Finally, as you drive more and the system learns more too, so you'll notice ever more efficient use of the vehicle's electrified powertrain.

* Remote climate control features may not be available in your area based on local legislation. Please consult your Lexus retailer information on which are available in your country and for your car model.

** We will introduce the Smart Digital Key in 2024. Feature availability and vehicle specifications may vary depending on grade and market.



01. EXTRA LARGE 14" TOUCHSCREEN

Perfectly positioned for relaxing interaction while you drive, this 14" High Definition touchscreen is one of the largest available in this category of car and allows you to access information like navigation, audio and climate control.

02. EXTRA-WIDE 10" HEAD-UP DISPLAY

Vehicle data is projected in colour directly onto the windscreen. This 10" Head-Up Display lets you check navigation, safety features, information and audio settings without taking your eyes off the road. Operation is easy, thanks to touch switches on the steering wheel.

03. MULTI-INFORMATION DISPLAY

This colour TFT (Thin Film Transistor) display is integrated into the main driving instruments and keeps you informed about all key data including safety warnings and navigation directions. For a more dynamic and engaging experience, the display will also adjust its look and content depending on which driving mode you are in.

04. 12-SPEAKER PANASONIC® AUDIO

Creating sublime high-end sound and crisp tones, a high-quality 12-speaker Panasonic® audio system is available on the new RX. To the front, 9 cm instrument panel speakers are angled to achieve a rich tone and reflect sound off glass, enabling clear and vivid vocal playback. A state-of-the-art bamboo charcoal plant opal diaphragm has been developed for the mid-range speaker, coaxial speaker and woofer. Expressing tight low tones and a live sound, a 20 cm box subwoofer is installed in the luggage compartment.

05. 21-SPEAKER MARK LEVINSON®

The near-silent RX cabin provides the perfect setting for the bespoke new 21-speaker Mark Levinson® Premium Surround Sound audio. Standard on higher grades and developed by our exclusive audio partners, the system is optimised for the car's interior architecture. Delivering a peerless 7.1-channel home-theatre experience using a new 3D Surround Mark Levinson® Surround System and Quantum Logic Immersion, ClariFi analyses the compressed sound source and complements lost data for exceptional sound quality. Enhancing the concert hall experience even further, a 22 cm subwoofer in the luggage compartment produces rich and powerful sound, vividly expressing the atmosphere and contour of the original music.

06. WIRELESS CHARGER / 6 USB SOCKETS

You can charge compatible smartphones or other electronic devices using the inductive wireless battery charger. 50% faster than before, it is conveniently positioned in the centre console pocket. To keep your devices charged and connected, the RX has 6 USB sockets of which 5 are for charging and one for data transfer.



01. 3RD GENERATION LEXUS SAFETY SYSTEM +

The all-new RX benefits from the advanced active safety and driver assistance systems featured in the latest 3rd generation of Lexus Safety System +, with upgraded and additional functions offering increased accident risk detection. These include a new Driver Monitor to check drivers for signs of fatigue or distraction and Proactive Driving Assist with steering assist, which uses the front camera to determine the angle of a bend, adjusting the steering force when approaching a turn.

02. ENHANCED PRE-COLLISION SYSTEM

Alongside detecting motorcycles during daytime, the enhanced Lexus Pre-Collision System allows more potential collisions to be avoided, such as at left/right turns, and with cut-in traffic. It can also recognise collision risks with oncoming traffic or crossing pedestrians when making a turn at a junction. The ability to avoid impacts is increased by Emergency Steering Assist.

03. DYNAMIC RADAR CRUISE CONTROL

This system uses a millimetre-wave radar sensor and camera to detect the vehicle in front and maintain an appropriate distance. If the vehicle in front comes to a halt, the RX will stop too. When the vehicle moves off again, you will too. It quickly recognises traffic cutting in front and, in conjunction with Lane Trace Assist, follows a more natural line through bends. Dynamic Radar Cruise Control will also prevent you from driving inside a slower vehicle driving in the outside lane.

04. EMERGENCY STEERING ASSIST

Should you try to avoid a pedestrian close to or in your driving path when a collision is imminent, Emergency Steering Assist will support your steering movements to enhance the car's stability and prevent accidental lane departure.

05. PROACTIVE DRIVING ASSIST WITH ACTIVE STEERING ASSIST

Equipped with our latest Obstacle Anticipation Assist system, the RX's pioneering new Proactive Driving Assist with Active Driving Assist technology monitors road users and objects ahead, and proactively controls brakes and steering to keep a safe distance from them. Additionally, Deceleration Assist helps you when releasing the accelerator before a bend or preceding vehicle, allowing smoother and safer deceleration. The system also detects curves ahead and adjusts the steering assist force to facilitate safe and precise steering.

06. LANE TRACE ASSIST

Advanced Lane Trace Assist helps keep the RX in the centre of the lane, uses 'natural lane trace' functionality and also provides assistance when driving around bends.

07. EXTENDED SAFETY PACKAGE

While Lexus Safety System + is fitted as standard on all European models, owners of higher grade models can choose an Extended Safety Package which offers selected autonomous driving features. These include the new Lane Change Assist and Front Cross Traffic Alert. On motorways, with activation of the turning signal as a cue, the latter allows the RX to perform automatic lane change using Dynamic Radar Cruise Control. Front Cross Traffic Alert assists in making driving safer at intersections by detecting approaching vehicles from left or right which might be hidden in blind spots and warns the driver via the Head-Up Display and the central multimedia display.

08. ROAD SIGN ASSIST

Upgraded Road Sign Assist (RSA) recognises traffic signs and provides information to the driver via the multi-information display. When linked to Dynamic Radar Cruise Control, the car's speed can be adjusted according to the speed limit recognised by RSA.

09. AUTOMATIC HIGH BEAM

Automatic High Beam detects oncoming vehicles at night and automatically dips the high beam headlights, reducing the danger of accidentally dazzling other drivers and allowing you concentrate on the road ahead.

10. BLADESCAN® ADAPTIVE HIGH-BEAM SYSTEM

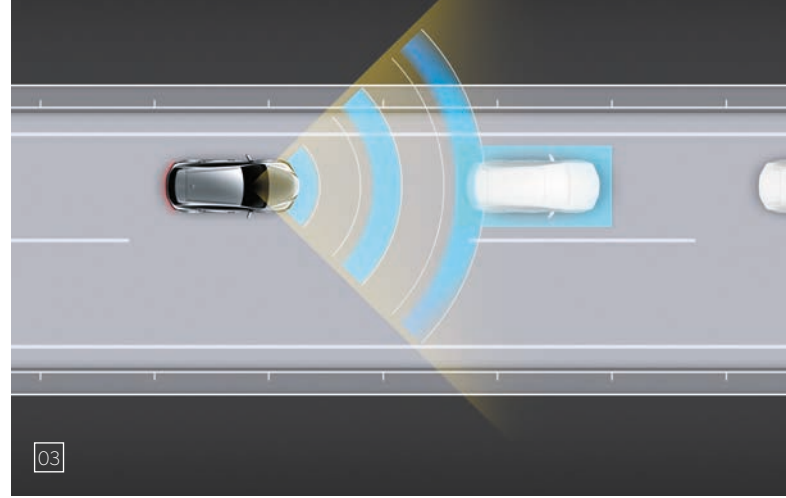
Our pioneering BladeScan® Adaptive High-beam System (AHS) gives drivers an enhanced field of vision compared to conventional LED headlights. It works by projecting light from 12 LEDs onto a blade-shaped mirror rotating at 6000 rpm and then through a lens to produce a wide headlight beam. Exhaustive tests show that pedestrians and road signs can be seen earlier and without the risk of dazzling other drivers.

LEXUS SAFETY SYSTEM +

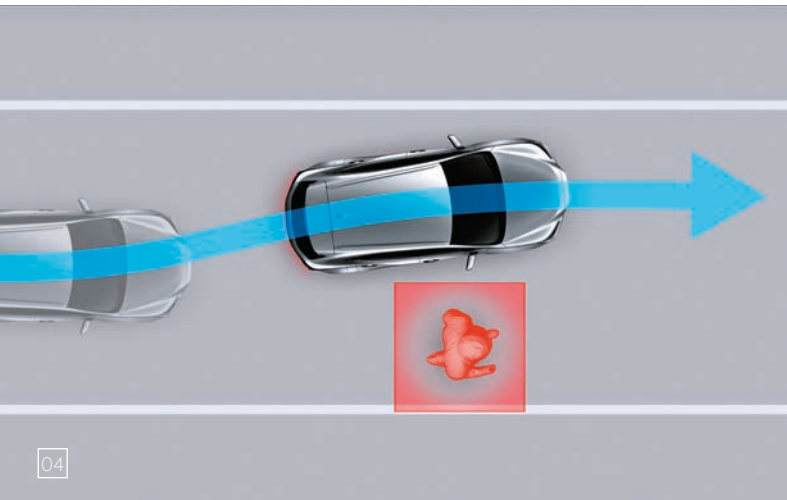
01



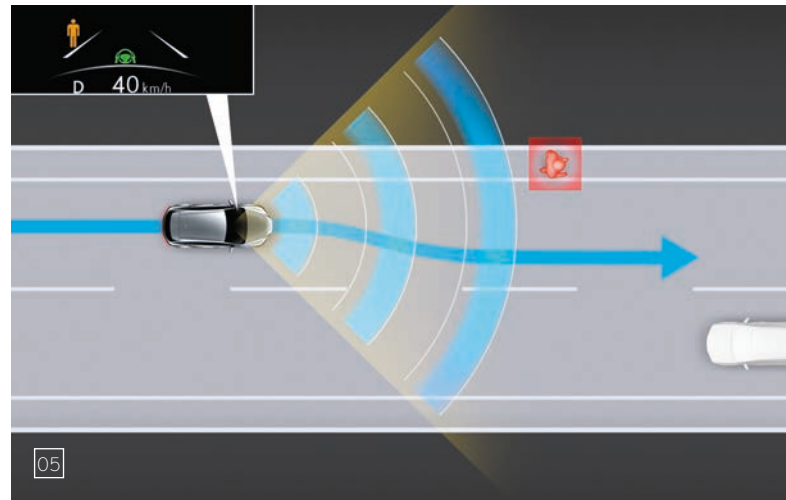
02



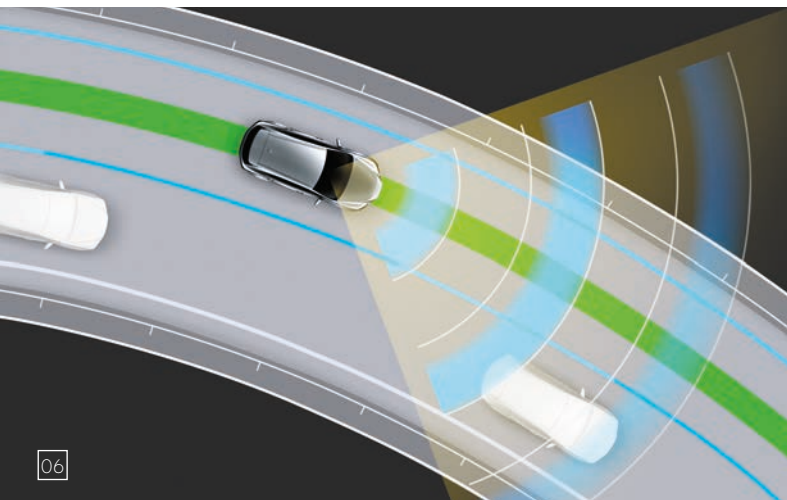
03



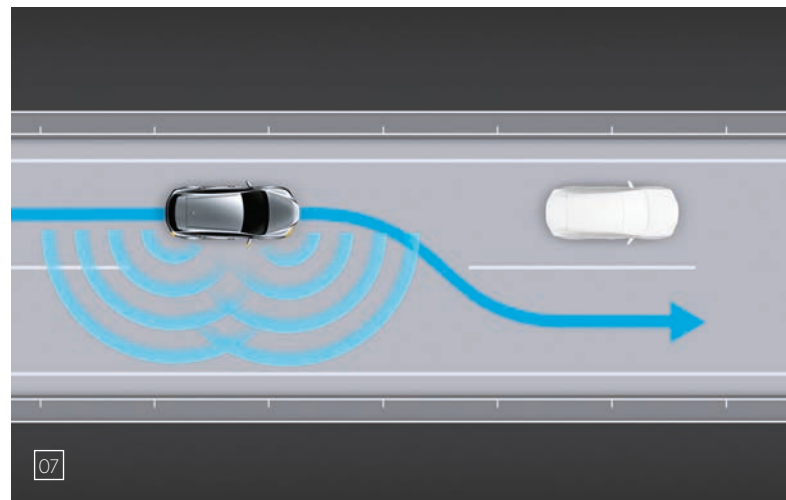
04



05



06



07



08



09



10

01. 12 SRS AIRBAGS

In addition to an immensely strong passenger safety cell, occupant protection is enhanced by 12 SRS airbags: a dual-stage airbag and knee airbag for the driver; single-stage airbag for the front passenger; centre airbag to reduce contact between the driver and front passenger; side airbags on the front seats and curtain shield airbags that run the full length of both cabin sides.

02. DRIVER MONITOR

Driver Monitor uses a camera mounted above the RX's steering wheel to constantly check the condition of the driver. The system is even able to slow or stop the car if driver fails to react to alerts.

03. DIGITAL PANORAMIC VIEW MONITOR

For easier driving in confined spaces, the Digital Panoramic View Monitor provides a live 360° view around and pre-recorded view under the car. It also creates a virtual 3D image of your RX, showing the vehicle as if seen from above, with on-screen guides to assist close-quarter manoeuvring and offers the following features:

- Side Clearance View lets you check the clearance when passing another vehicle on a narrow road
- Cornering View helps avoid mounting curbs when cornering
- Front Cross Traffic Alert warns of approaching vehicles and obstacles at the front and sides of the car
- Pre-Collision System & Parking Support Brake warns of a possible collision and will even take preventive action
- A view under the RX helps you drive on rougher surfaces

04. DIGITAL REAR-VIEW MIRROR

The Digital Rear-View Mirror displays images from a camera at the rear of the car. This 2nd generation system features a lighter bezel, wider view and reduced blind spots. It also enhances your view when the rear seats are occupied, the luggage space is loaded to the roof, or weather and visibility are poor.

05. BLIND SPOT MONITOR

Blind Spot Monitor detects vehicles in adjacent lanes that are not visible in the door mirrors up to 60 metres behind your RX. If the driver indicates to change lane and a vehicle enters the blind spot, a warning signal appears in the relevant door mirror.

06. REAR CROSS TRAFFIC ALERT

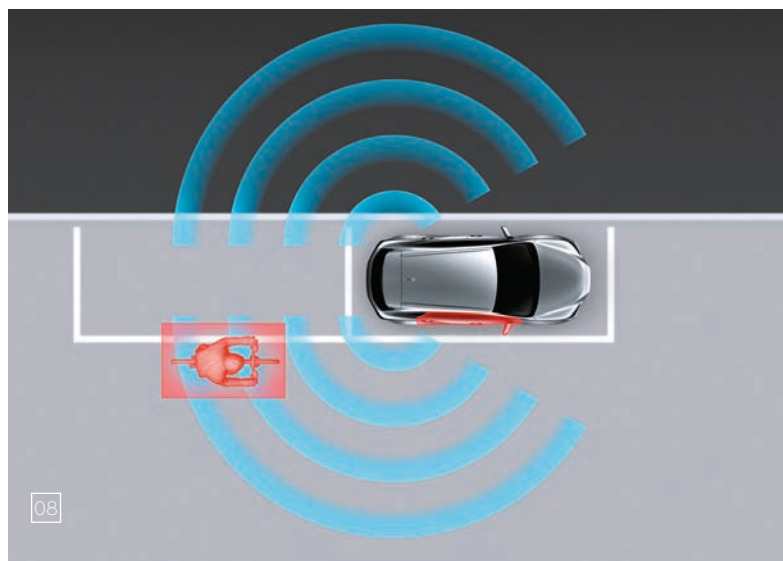
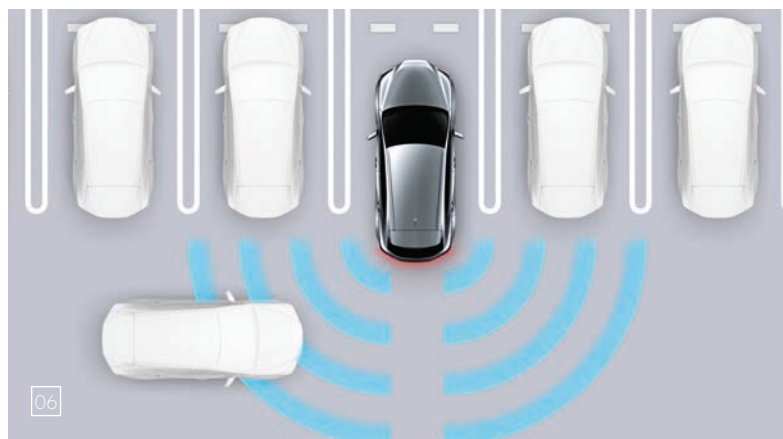

Rear Cross Traffic Alert helps avoid parking collisions during low-speed reversing. The system monitors the area at the rear of the RX and adjusts speed if it judges there is a possibility of contact with a vehicle. When necessary, the system alerts you with a buzzer, a warning on the 14" display and door mirrors and will even brake if required.

07. ADVANCED PARK

For added peace of mind a breakthrough Advanced Park system is also available, which provides automated control of the steering, shift operation and braking. It uses the car's array of four cameras and 12 ultrasonic sensors to gain an all-round picture of the immediate surroundings. It can also recognise your three most regularly used parking spots. And when leaving a parking space, the system will quickly activate to eliminate annoying waiting time.

08. SAFE EXIT ASSIST

The RX's e-Latch electronic entry and exit system is linked to the car's Blind Spot Monitor. The exclusive Safe Exit Assist function prevents occupants from opening the door in the event of traffic such as cars or cyclists approaching from the rear. Lexus estimates this system can help prevent more than 95% of the accidents caused by door opening.



01. EXTREMELY STRONG PLATFORM

The new RX is built on our GA-K platform, similar to that of the NX, but with a distinctive set-up: the rear has been redesigned to extend the wheelbase but also integrate additional cross members and braces to increase rigidity. This extra rigidity has allowed Lexus engineers to tune the suspension more accurately, improving both performance and comfort. The new platform is 90 kg lighter, and has a 15 mm lower centre of gravity. Whilst the wheelbase is extended by 60 mm yet maintaining the overall length and reducing the yaw, the track is wider and the wheels larger, making for a more confident stance and grip.

02. LIGHTER, QUIETER, PERFECT SOUND

To save weight on the new RX, Lexus engineers used advanced materials like 2 GPa high-tensile steel material for the centre pillars and aluminium for the wings and bonnet. The new structure also includes 1180 MPa steel for rocker reinforcement and 1470 MPa steel for roof rigidity. While ensuring Lexus-like quietness inside the cabin with sound-damping and vibration reduction measures, the team created sounds to add a sense of power and performance. They also perfected the luxury car door sound.

03. ADAPTIVE VARIABLE SUSPENSION*

Enabling a substantial hike in performance, the RX's new multi-link rear suspension delivers superior lateral stability and anti-squat characteristics. Capable of handling higher levels of torque, it also substantially reduces noise, vibration and harshness. Specially tuned to enhance drivability and handling around fast corners, Adaptive Variable Suspension (AVS) controls the damping force on all four wheels.

04. ADVANCED AERODYNAMICS

The new RX boasts excellent aerodynamics, thanks to a near-flat underbody and extensive wind tunnel testing. To refine airflow even further, Lexus designers and engineers worked on the shape of the lower front spoiler, airflow in the wheel arches, the shape of the car's sides and the lower rear bumper. The result is even greater vehicle stability, with reduced noise and drag. Lexus Chief Designer Suga-san calls this 'Functional Beauty'.


05. DRIVE MODE SELECT

Controlled via the 14" touchscreen, Drive Mode Select allows you to maximise your car's efficiency, dynamism or refinement using Eco, Normal, Sport and Custom modes.

06. HILL-START ASSIST CONTROL

Hill-start Assist Control maintains brake pressure to help prevent the RX from moving backwards when starting off on a slope. Hill-start Assist Control also minimises wheel-spin on slippery inclines.

* Available on RX 500h and Luxury grade of RX 350h and RX 450h+



01. F SPORT DESIGN

Fusing sophistication with sports styling, the new RX F SPORT Design combines head-turning RX F SPORT looks with RX Executive grade luxury. The new RX F SPORT Design grade is available as RX 450h+ plug-in hybrid.

02. EXTERIOR HIGHLIGHTS

F SPORT Design details ensure this car is a real head-turner. While a black mesh grille and air inlets embolden the RX F SPORT's front stance, black lower and rear bumpers, both fitted with satin silver inserts enhance the powerful presence. To complete the look, stylish black door mirrors juxtapose seven premium body colour options, including F White and Sapphire Blue, both exclusive to F SPORT.

03. 21" ALLOY WHEELS

Contributing to the F SPORT Design's bold presence are unique dynamic 21" black wheels, which share the design of the F SPORT Performance grade but feature a distinctive glossy finish.

04. EXCLUSIVE BADGE

An exclusive badge, discreetly displaying the legendary Lexus 'F' ('F' = Fuji Speedway) on a silver background and attached to the front wings, clearly identifies the car as the F SPORT Design.

05. DRIVER-FOCUSSED CABIN

Inside, the new RX F SPORT Design offers RX Executive grade comfort with wide, sumptuous seats. The clean and spacious cabin is available in four colour schemes including exciting Ammonite Sand and relaxing Hazel finish, both designed to maximise the pleasure and comfort of driving.

06. AMBIENT MOOD SELECTOR

The F SPORT Design model comes with the Lexus Mood Select feature, that lets you tailor the interior lighting from a palette of 64 colours. Lexus designers have also developed 14 colours that aim to provide a spirit of 'Omotenashi' hospitality.







01. F SPORT Performance

Accentuating RX's sporty credentials, the RX 500h F SPORT Performance features dynamic enhancements in the execution of the front grille, skirts and the aerodynamic front and rear bumpers, which are further emphasised by details such as the striking black door mirrors, bespoke front and rear bumper spoilers, dark chrome side window frame mouldings and black roof rails. The F SPORT badge incorporates the curves of the iconic Fuji Speedway on a black background.

02. F SPORT Performance 21" ALLOY WHEELS

Standard on RX 500h F SPORT, for a powerful sporting look this 10-spoke 21" wheel in striking matt black comes with matching front brake callipers with a white Lexus logo.

03. F SPORT Performance STEERING WHEEL

Featuring the F SPORT logo, you'll sense a special kind of connectedness every time you take this wheel in your hands. Finished in perforated leather, the F SPORT gearshift design matches the steering wheel to create an exciting sports ambience.

04. F SPORT Performance INSTRUMENTS

This F SPORT central meter features innovative 7" Thin Film Transistor technology and a design inherited from the iconic Lexus LFA supercar. The display has a tachometer needle and digital speed indicator, as seen on Lexus F marque cars.

05. F SPORT Performance COCKPIT

A dedicated F SPORT central display meter perfectly complements the beautifully crafted F SPORT steering wheel that was developed with our 'Takumi' master drivers and features a shape specifically suited to sports driving. Finished in perforated leather, the gearshift design matches the steering wheel to create a united look. Drilled aluminium pedals and scuff plates add further excitement to the interior.

06. F SPORT Performance SEATS

Available in a striking new one-tone trim, enjoy figure-hugging F SPORT seats similar to those on the LC sports coupé. All stitching on the seats, steering wheel, instrument panel and gearshift is overseen by our 'Takumi' master craftspeople. With bespoke leather upholstery colours such as Dark Rose or Black, alongside the Takumi-crafted ornamentation, the F SPORT interior is instantly arresting.

07. ACTIVE NOISE CONTROL

Developed to suppress any booming sounds from the RX 500h F SPORT's drivetrain, ANC produces noise cancelling waves based on engine speed and data from a cabin microphone. These waves are sent through the audio speakers, thus reducing noise and improving fuel efficiency.

08. ACTIVE SOUND CONTROL

For a more exhilarating drive, ASC produces sound tailored to the driving situation. Based on engine and the RX 500h F SPORT's speed, accelerator and drive force ratio, bespoke sounds are played through the audio speakers.



01. CONNECTED WALLBOX WITH CHARGING SOCKET

Equipped with one Type 2 charging socket, the 22 kW Connected Wallbox is a smart charging solution for home and semi-public applications. Featuring LAN, Wi-Fi and optional LTE, the integrated RFID module ensures fast and secure access. The Connected Wallbox is also prepared for use as a master unit and is suitable for multiple charge point applications.

02. MODE 2 CABLE

Mode 2 charging cables plug into your EV on one end, and a standard domestic socket on the other and the cable comes with In-Cable Control and Protection Device (IC-CPD) which is responsible for the control and communication between and the protection of the standard wall plug and the PHEV.

03. MODE 3 CABLE

When charging on the go, use this cable (available in 5 m or 7.5 m lengths) to connect your RX to a public charging station.

04. CABLE BAG

This practical storage bag keeps your charging cable in good condition and prevents it from getting tangled or cluttering your luggage space. The large cable bag can fit 2 cables.

05. LEXUS GLOVE & TOWEL SET

When you are concerned about the cleanliness of your personal or public charging cable or when refuelling, the Lexus glove and towel set allows you to wipe clean and handle the charging cable or fuel nozzle in a safe and hygienic manner.



01



02



03



04



05

01. INTERIOR PACK

Textile floor mat

Luxurious yet protective black textile car floor mats. Made of sound-absorbing acuvellour, they are shaped for a perfect fit and the driver's mat has dual safety fixings to prevent it slipping. A premium textile and leather floor mat is also available.

Trunk liner

Tailored to fit the boot of your vehicle and provide protection against dirt and spills. The design features a special anti-slip surface pattern to help stop luggage moving.

Safety kit

A complete and handy solution for those who like to have everything in one place – safety jacket, warning triangle and first aid kit.

02. PROTECTION PACK

Rear seat protector

The Rear Seat back Protector protects the back of the seat from dirt and spills when it's folded down to load longer items. The textured surface helps to prevent items from shifting and sliding.

03. SUV PACK

Side step

The side step gives you easy access to the roof accessories while enhancing the rugged appeal of your car.

Front & Rear Set Mudflap

Lexus mud flaps are especially shaped to fit the wheel arches of your vehicle. They help maintain your car's good looks by protecting against excessive dirt, mud spray and flying stone chips.

04. STYLING PACK

Chrome Side sills

Contoured to integrate smoothly with the side of your car. Creating an elegant and powerful appearance.

Chrome rear lower trunk garnish

A touch of class along the lower edge of your car's boot.

Illuminated scuff plates

Lexus scuff plates add a stylish design feature while also protecting the door sill paintwork. Their brushed aluminium finish is highlighted by subtle logo illumination

05. ILLUMINATION

Illuminated trunk scuff plate

The illuminated trunk scuff plate guards the paintwork in the boot area, with extra styling detail to complement your vehicle's design.

Door lamp (puddle lamp)

Stylish feature lighting for easier access to your car. The white light automatically comes on when you open the front door. Adds not only reassuring convenience and safety on a dark night but also projects the Lexus logo beneath the open door.

06. TRANSPORT ACCESSORIES

Vertical Detachable Towing Hitch

The vertical detachable towing hitch has a tough anticorrosion surface and is designed so that you can easily attach and remove the tow ball at your leisure.

Cross Bars – Bike holder

These aerodynamic, lockable cross bars click easily into the roof rails on your Lexus RX. They are compatible with the panoramic roof and can be used with a wide range of other attachments.

Roof attachment – bike holder

This lockable, lightweight bike holder has special grips to secure both the bicycle wheels and the frame.





COLOURS | EXTERIOR

F WHITE | 083¹




SONIC WHITE | 085²



SONIC PLATINUM | 1L2



SONIC GREY | 1L1




SONIC TITANIUM | 1J7²




GRAPHITE BLACK | 223




MORELLO RED | 3R1²




SONIC COPPER | 4Y5



TERRANE KHAKI | 6X4²



DEEP BLUE | 8X5³



SAPPHIRE BLUE | 8X1¹



¹ Exclusively on F SPORT Design and F SPORT Performance (RX 500h Performance Hybrid)

² Not available on F SPORT Design and F SPORT Performance (RX 500h Performance Hybrid)


³ Not available for F SPORT Performance (RX 500h Performance Hybrid)

Please note: due to printing variances, actual paintwork colours may vary slightly from those illustrated.



COLOURS | INTERIOR

TAHARA TRIM¹



Black




Ammonite Sand


SMOOTH LEATHER²



Black



Dark Sepia




Hazel




Ammonite Sand

SEMI-ANILINE LEATHER³



Black




Dark Sepia




Ammonite Sand

F SPORT LEATHER⁴



Black




Dark Rose


INLAYS⁵



Black Hologram




Ash Sumi Black



Dark Bamboo

F SPORT INLAY⁵



F Aluminium

¹ Tahara trim is standard on Comfort grade.

² Smooth leather is standard for Executive and F SPORT Design grades.

³ Semi-aniline leather is standard for Luxury grade.

⁴ F SPORT leather is standard on F SPORT + (RX 500h Performance Hybrid).

⁵ Black Hologram is standard on Comfort, Executive and F SPORT Design grades. Dark Bamboo or Ash Sumi Black wooden inlays are selectable on Luxury grade. F Aluminium inlay is standard on F SPORT Performance (RX 500h Performance Hybrid).

TECHNICAL DATA

ENGINE	RX 450h+	RX 500h
Capacity (cm ³)	2487	2393
Cylinders / Valves	L4 / 16	L4 / 16
Maximum power (DIN hp / kW @ rpm)	185 / 136 @ 6000	272 / 200 @ 6000
Maximum torque (Nm @ rpm)	227 @ 3200 - 3700	460 @ 2000 - 3000
ELECTRIC MOTOR		
Type	AC synchronous, permanent magnet	AC synchronous, permanent magnet
Max power (DIN hp (kW) front/ rear)	182 (134) / 54 (40)	87 (64) / 103 (76)
Maximum torque (Nm) front / rear	270 / 121	292 / 169
TRANSMISSION		
Type	Electronic-Continuously Variable Transmission	6-speed Automatic
Drive	E-FOUR	DIRECT4
TOTAL SYSTEM OUTPUT¹		
Total power (DIN hp / kW)	309 / 227	371 / 273
CHARGING		
Battery type	Lithium ion	Bi-polar nickel-metal hydride
Battery capacity (kWh)	18.1	–
Maximum charging power AC ² (kW)	6.6	–
Charging time AC ³ (h)	from 2.5 to 9	–
PERFORMANCE		
Maximum speed (km/h)	200	210
Acceleration 0-100 km/h (s)	6.5	6.2
FUEL CONSUMPTION⁴ (l/100 km)		
Combined	1.2 - 1.1	8.3 - 8.0
CO₂ EMISSIONS⁴ (g/km)		
Combined	26 - 24	189 - 182
EV RANGE⁴ (km)		
Combined	65 - 69	–
EMISSION STANDARD		
Euro Class	EURO 6e	EURO 6e
WEIGHTS (kg)		
Gross vehicle	2780	2750
Kerb weight (min. - max.)	2110 - 2240	2100 - 2190
CAPACITIES⁵		
Luggage volume - rear seat upright, loaded to tonneau cover / loaded to the roof (l)	461 / 612	461 / 612
Fuel tank capacity (l)	55	65
Towing capacity max.unbraked / braked (kg)	750 / 2000	750 / 2000

¹ Combined engine and electric motor.

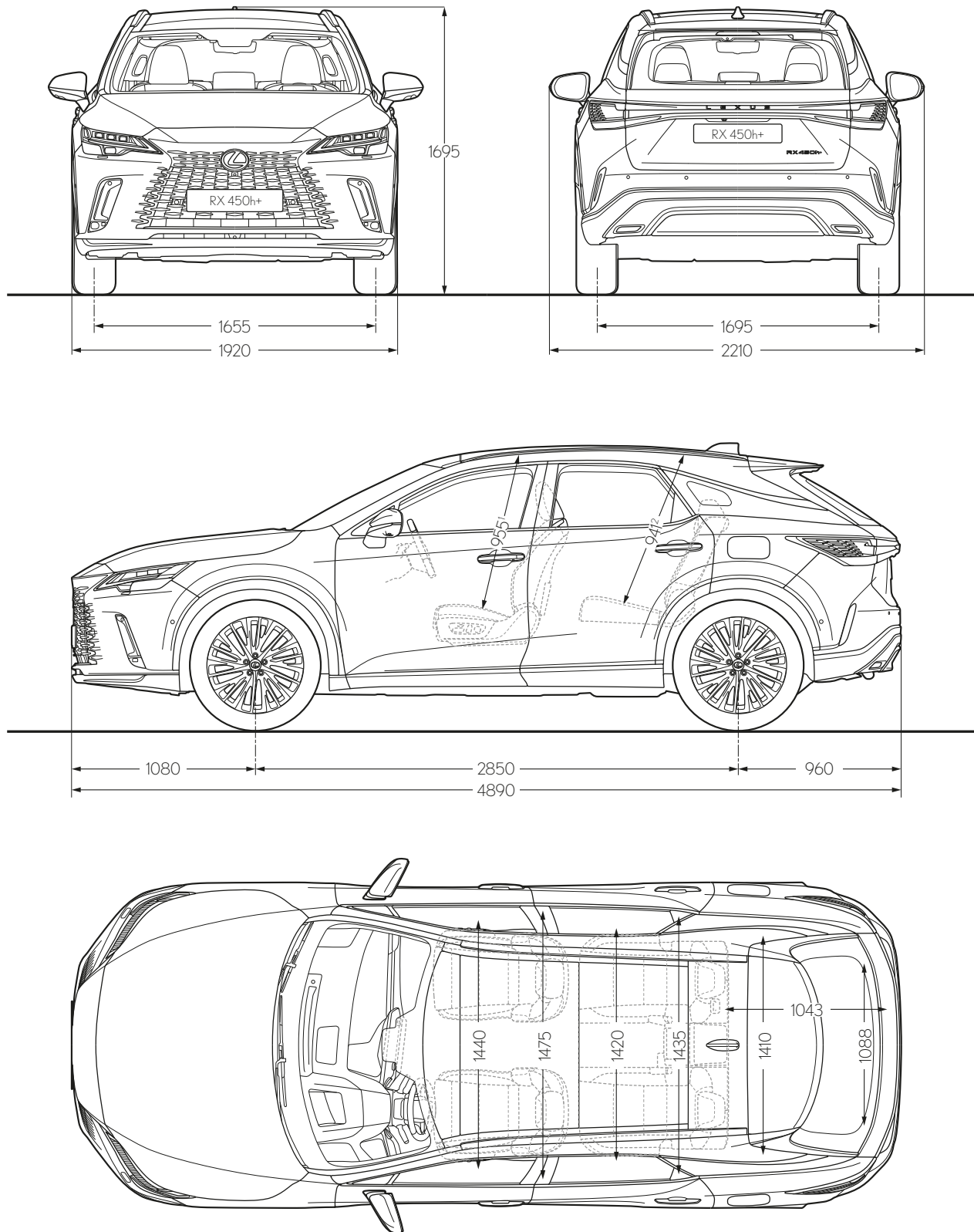
² For charging at 6.6 kW, an AC charger with a maximum power supply of 32 A or greater is required. When charging at an AC electrical socket with an AC charging cable, the maximum charging power will be lower, depending on the specifications of the power supply available. The charging current setting enables the user to select a maximum charge current available to prevent the breaker inside the house being tripped during charging.

³ Approximate charging time based on internal measurements and predicted values, intended solely for comparison between different models. The time required until completion of charging may vary due to factors such as the age, type, condition and temperature of the charging unit, the age, type, condition, charge level and temperature of the drive battery, the outside air temperature, and the specifications of the power supply. Charging time shown is the approximate time from when switching from EV mode to HV mode until fully charged.

⁴ The fuel consumption and CO₂ values are measured in a controlled environment on a representative production model, in accordance with the requirements of the new WLTP European Regulation EC 2017/1151 and its applicable amendments. For each individual vehicle configuration, the final fuel consumption and CO₂ values may be calculated based on the ordered optional equipment. The fuel consumption and CO₂ values of your vehicle may vary from those measured or calculated values, as driving behaviour as well as other factors (such as road conditions, traffic, vehicle condition, tyre pressure, load, number of passengers, etc.) have an influence on a car's fuel consumption and CO₂ emissions. For more information regarding the new WLTP test method, please visit: www.lexus.eu/wltp#nedc

⁵ Luggage volume is calculated as per the VDA method. All figures quoted include the under-floor storage area in the luggage compartment. Towing capacity does not include tow-bar or other towing equipment as standard. Specifications shown in this brochure are based upon the latest available information at the time of printing. Further technical data, including any updates, can be found at www.lexus.fi.

TECHNICAL DATA



¹ The figure quoted applies with panoramic glass sunroof. When equipped with glass sunroof, the front seat headroom is 968. When equipped with standard roof, the front seat headroom is 1004.

² The figure quoted applies with panoramic glass sunroof. When equipped with glass sunroof, the rear seat headroom is 978. When equipped with standard roof, the rear seat headroom is 980.

Please note: the dimensions illustrated above are measured in millimetres.

BE OUR GUEST

HOW WE TREAT OUR CUSTOMERS IS GUIDED BY AN ANCIENT JAPANESE PHILOSOPHY OF HOSPITALITY.

Translated from the Japanese as 'hospitality and polite service', Omotenashi is about much more than excellence of service; it is an ancient concept centred around anticipating the needs of another, even before they arise. Omotenashi influences how we design and engineer our cars at Lexus, and equally how we treat you, the Lexus owner. Not just at the point of sale but over the life of your car. We want you to feel valued in every interaction you have with us. To feel more than a customer.

Whether as a private or fleet driver, you'll experience Omotenashi each time you visit our showrooms. In the warm reception on hand from friendly staff intent on welcoming you as if you were a guest in their home. In the inviting atmosphere and impressive facilities of the lounge, where you can avail of refreshments, catch up on news, enjoy high-speed Internet or carry on with your work. And in the knowledge that our Lexus technicians are working with precision and efficiency to get you back on the road with minimum interruption to your day.

PEACE OF MIND WITH LEXUS RELAX*

Lexus Relax provides you with complete peace of mind even after your manufacturer's warranty expires. Drive away carefree with an extra 12 months warranty every year you service your Lexus with us.

LEXUS EASY MOBILITY SOLUTION*

From financing to insurance, maintenance and even tyres, the Lexus Easy flexible mobility solution is the easy way to drive and look after a Lexus.

It's not only cars that make Lexus unique. It's the philosophy which permeates everything we do and which extends to an ownership experience that makes you feel special. Just as a guest should.

* Lexus Relax and Lexus Easy are not available for all markets.
Please enquire at your local Lexus Authorised Retailer.



ÊTES-VOUS OUVERT À CE QUI VOUS SURPRENDRA ?
VOUS CONCERNEZ-ILS ?

PROFIL	PROFIL	PROFIL	PROFIL
1. PROFIL 1	2. PROFIL 2	3. PROFIL 3	4. PROFIL 4
5. PROFIL 5	6. PROFIL 6	7. PROFIL 7	8. PROFIL 8
9. PROFIL 9	10. PROFIL 10	11. PROFIL 11	12. PROFIL 12
13. PROFIL 13	14. PROFIL 14	15. PROFIL 15	16. PROFIL 16
17. PROFIL 17	18. PROFIL 18	19. PROFIL 19	20. PROFIL 20
21. PROFIL 21	22. PROFIL 22	23. PROFIL 23	24. PROFIL 24
25. PROFIL 25	26. PROFIL 26	27. PROFIL 27	28. PROFIL 28
29. PROFIL 29	30. PROFIL 30	31. PROFIL 31	32. PROFIL 32
33. PROFIL 33	34. PROFIL 34	35. PROFIL 35	36. PROFIL 36
37. PROFIL 37	38. PROFIL 38	39. PROFIL 39	40. PROFIL 40
41. PROFIL 41	42. PROFIL 42	43. PROFIL 43	44. PROFIL 44
45. PROFIL 45	46. PROFIL 46	47. PROFIL 47	48. PROFIL 48
49. PROFIL 49	50. PROFIL 50	51. PROFIL 51	52. PROFIL 52
53. PROFIL 53	54. PROFIL 54	55. PROFIL 55	56. PROFIL 56
57. PROFIL 57	58. PROFIL 58	59. PROFIL 59	60. PROFIL 60
61. PROFIL 61	62. PROFIL 62	63. PROFIL 63	64. PROFIL 64
65. PROFIL 65	66. PROFIL 66	67. PROFIL 67	68. PROFIL 68
69. PROFIL 69	70. PROFIL 70	71. PROFIL 71	72. PROFIL 72
73. PROFIL 73	74. PROFIL 74	75. PROFIL 75	76. PROFIL 76
77. PROFIL 77	78. PROFIL 78	79. PROFIL 79	80. PROFIL 80
81. PROFIL 81	82. PROFIL 82	83. PROFIL 83	84. PROFIL 84
85. PROFIL 85	86. PROFIL 86	87. PROFIL 87	88. PROFIL 88
89. PROFIL 89	90. PROFIL 90	91. PROFIL 91	92. PROFIL 92
93. PROFIL 93	94. PROFIL 94	95. PROFIL 95	96. PROFIL 96
97. PROFIL 97	98. PROFIL 98	99. PROFIL 99	100. PROFIL 100

© L'ÉQUIPE



DISCOVER MORE ONLINE

Find out more about the new RX hybrid range and even reserve your car online. Take time to explore which equipment grade best suits your lifestyle, learn about our world-class service and finance offerings and sign up for our regular newsletter. If you're interested in how the new RX feels to drive, you can also book a test drive online with your local Lexus Retailer.

www.lexus.fi/mallisto/rx

© 2023 Lexus Europe* reserves the right to alter any details of specifications and equipment without notice. Details of specifications and equipment are also subject to change to suit local conditions and requirements. Please enquire at your local Lexus Authorised Retailer of any such changes that might be required for your area.

Note: vehicles pictured and specifications detailed in this brochure may vary from models and equipment available in your area. Vehicle body colour might differ slightly from the printed photos in this brochure.

For further information please visit our website: www.lexus.eu

Taking care of the environment is a priority for Lexus. We take many measures to ensure that during the lifecycles of our vehicles - from design, production, distribution, sales and service to end-of-life - their environmental impact is minimised. Your retailer will be happy to provide more information on end-of-life vehicle requirements.

* Lexus Europe is a division of Toyota Motor Europe NV/SA.

Printed in Europe, September 2023

 **LEXUS**
EXPERIENCE AMAZING